

Antenna, Puck

ERF4047

Description

The ERF4047 antenna is an external GSM and GPS antenna with a SMA-M connector(2x). The antenna can be used for applications such as, GSM, M2M, 2G/3G/4G and GPS/GLONASS.

Technology

- LTE-M / CAT-M
- WiFi
- LoRa
- NB-IoT
- ISM
- 2G/3G/4G/5G
- GPS/GNSS
- GSM
- GPRS
- UWB
- Bluetooth



Features

Mechanical Properties	Description
Antenna	External Puck antenna
Mounting	Bulk head, Adhesive
Connector	SMA-M (2x)
Dimension	46,6 x 16,3 mm (dia x H)
Color:	Black
Cable Length:	6000 cm
Operating Temperature	-40°C~+85°C
Storage Temperature	-40°C~+85°C

Antenna, Puck

ERF4047

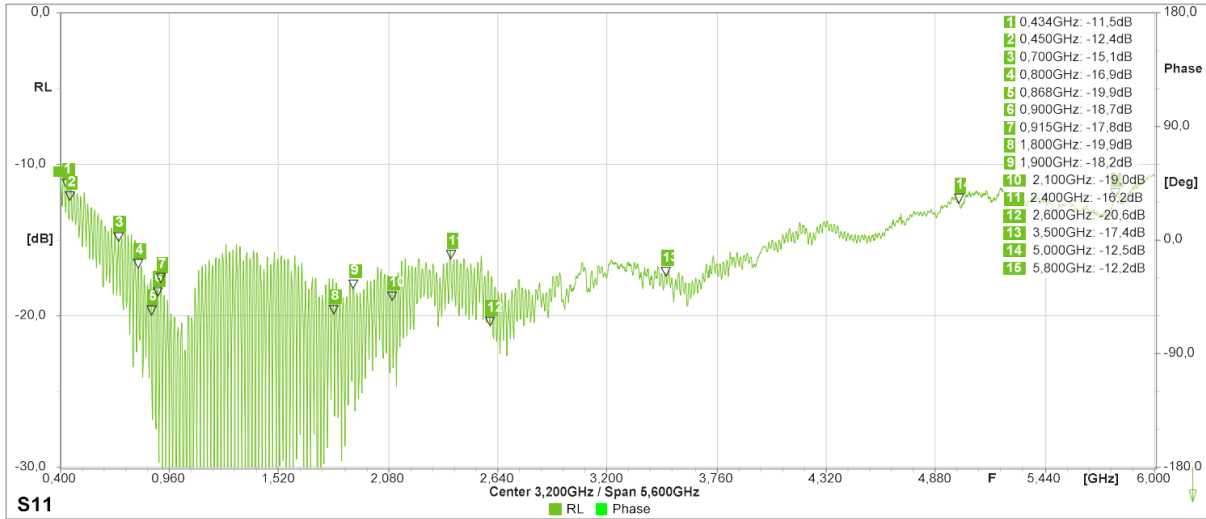


Electrical Properties	Antenna 1 Cellular			Antenna 2 GNSS		
Frequency marker	Frequency band MHz	Return loss dB	V.S.W.R.	Frequency band MHz	Return loss dB	V.S.W.R.
1	434	-11.5	< 1.6	1.200	-24,8	< 1.1
2	450	-12.4	< 1.6	1.575	-22.8	< 1.2
3	700	-15.1	< 1.4	-	-	-
4	800	-16.9	< 1.3	-	-	-
5	868	-19.9	< 1.2	-	-	-
6	900	-18.7	< 1.3	-	-	-
7	915	-17.8	< 1.3	-	-	-
8	1.800	-19.9	< 1.2	-	-	-
9	1.900	-18.2	< 1.3	-	-	-
10	2.100	-19.0	< 1.3	-	-	-
11	2.400	-16.2	< 1.4	-	-	-
12	2.600	-20.6	< 1.2	-	-	-
13	3.500	-17.4	< 1.3	-	-	-
14	5.000	-12.5	< 1.6	-	-	-
15	5.800	-12.2	< 1.7	-	-	-
Nominal Impedance	50 Ω					
Polarization	Linear, Vertical, RHCP					
Gain	2 dBi					

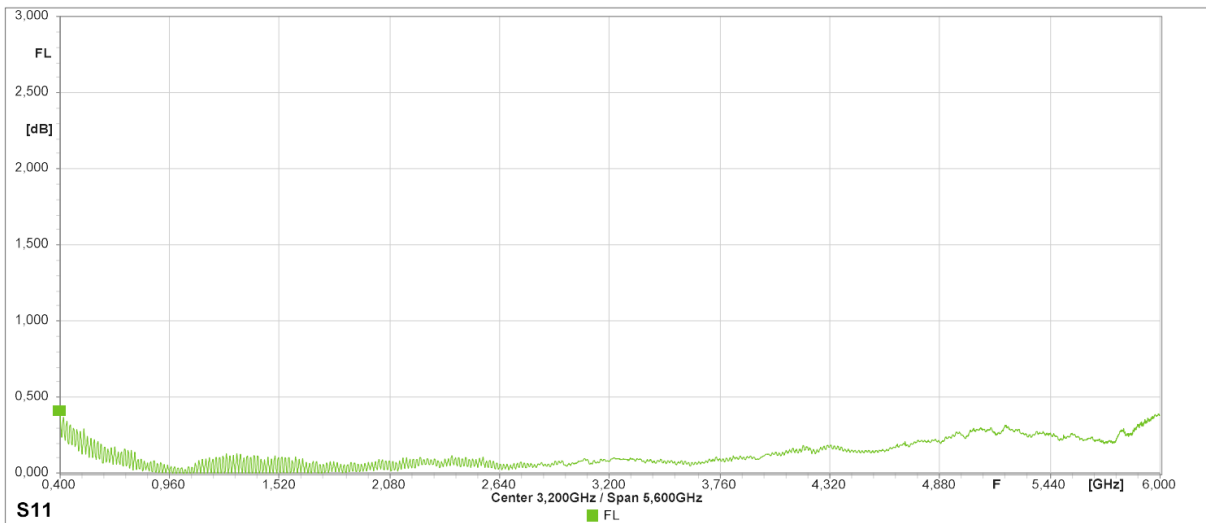
Properties

Antenna 1 Cellular

Return Loss



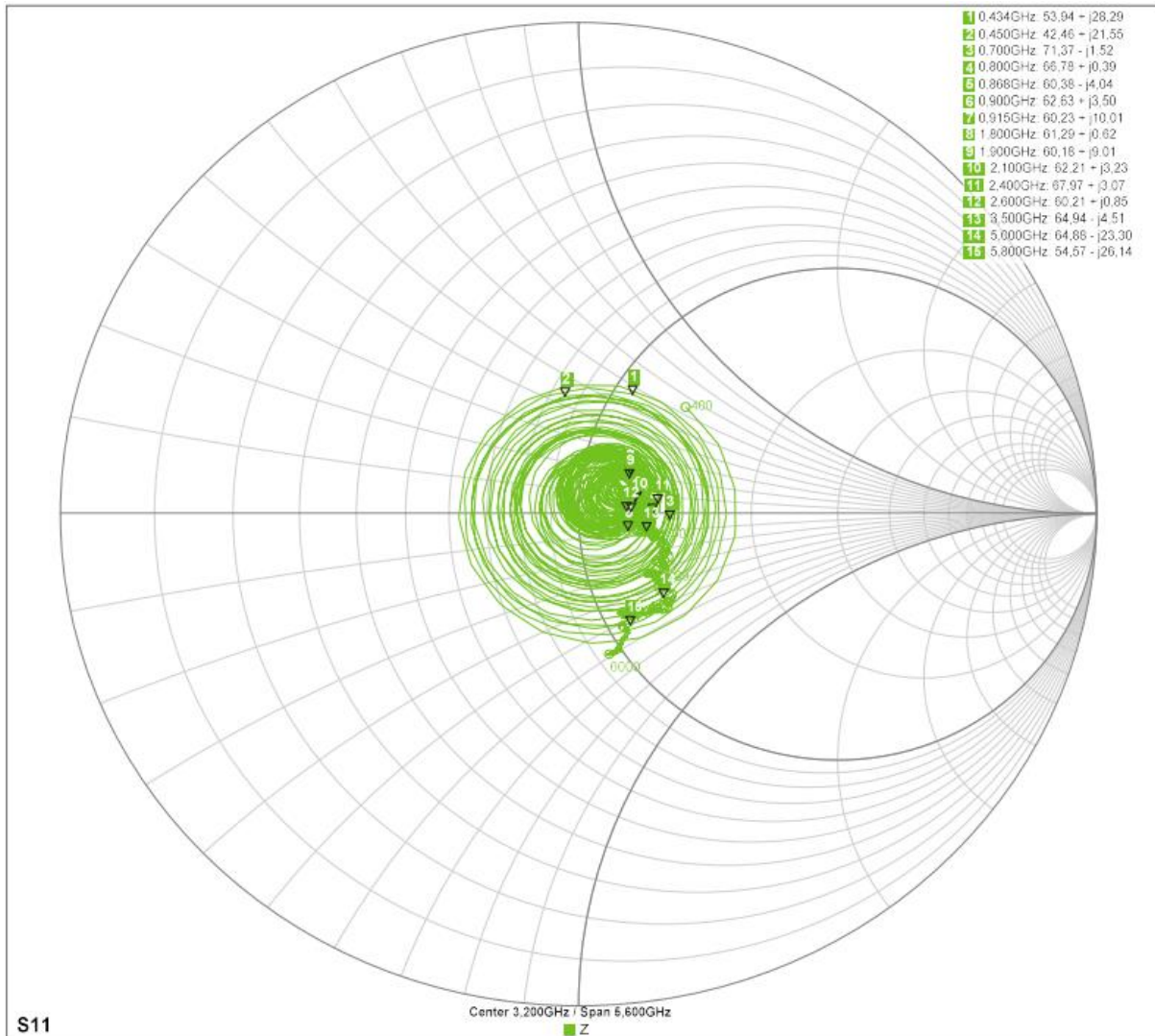
Forward Loss



Antenna, Puck

ERF4047

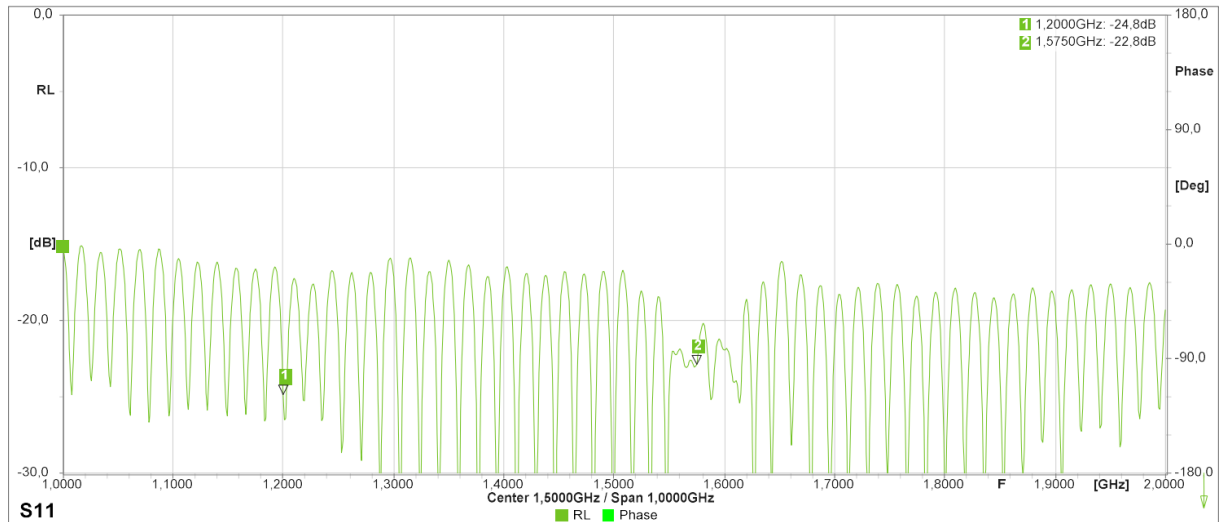
Impedance



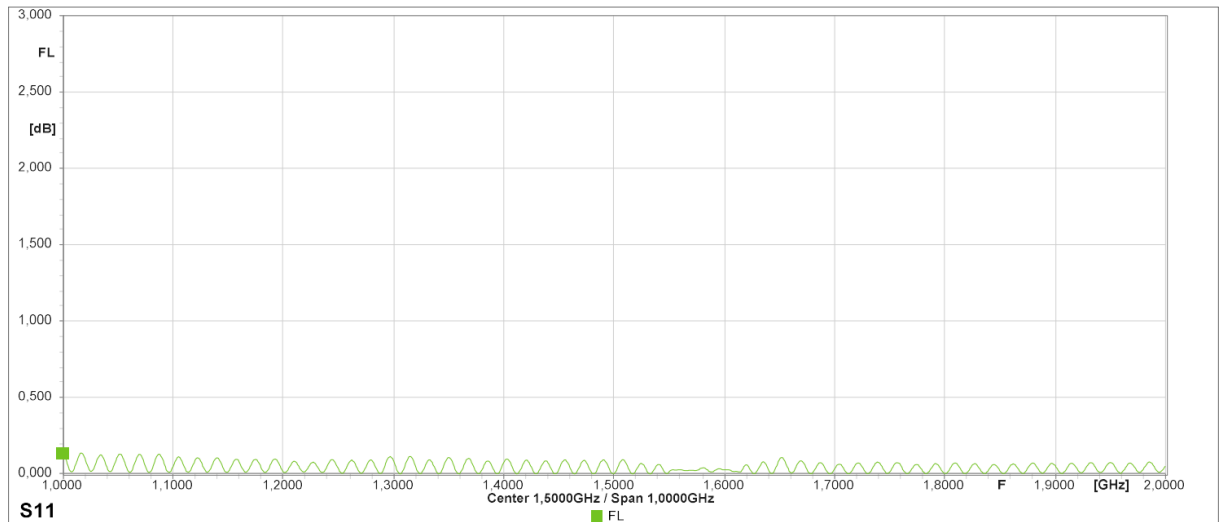
Properties

Antenna 2 GNSS

Return Loss



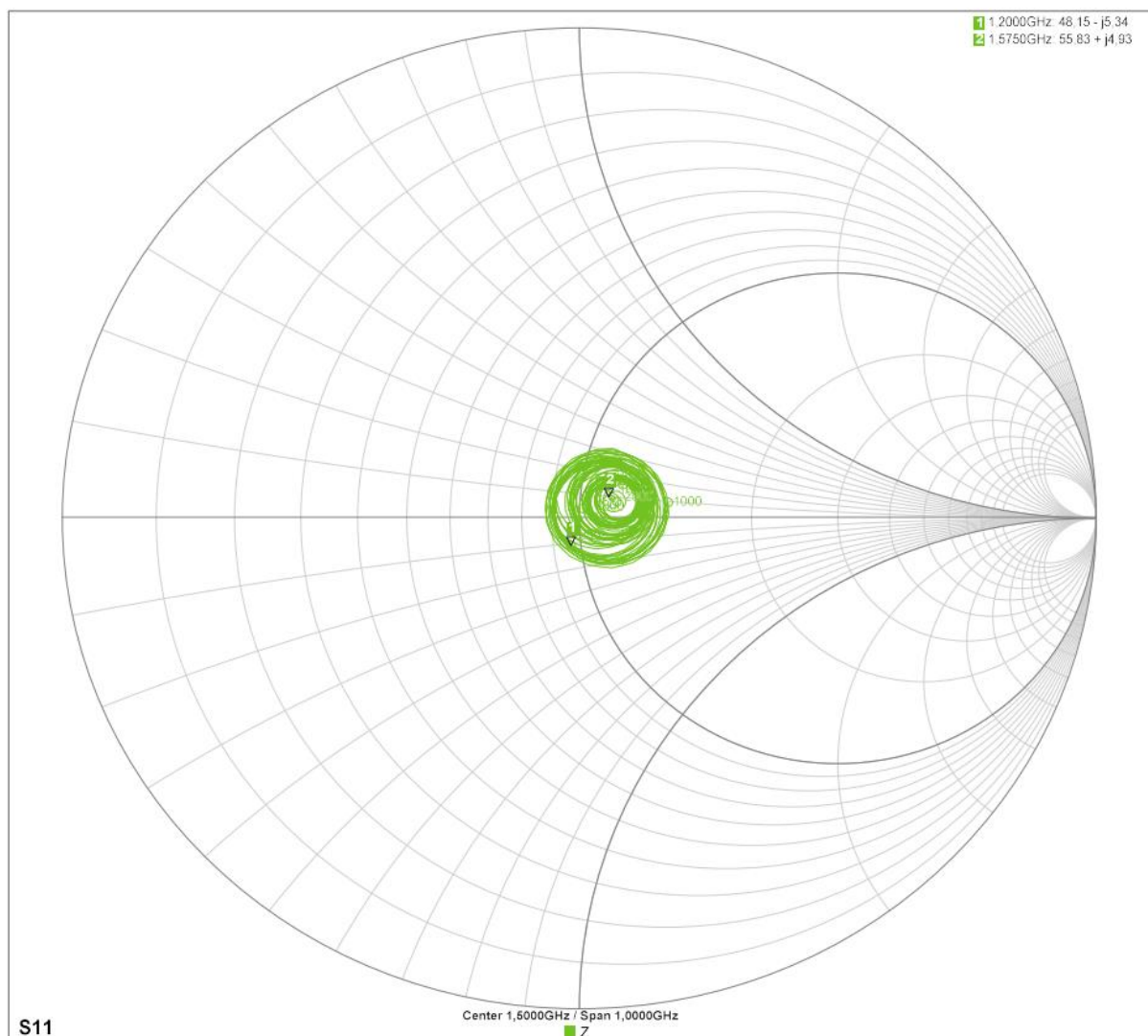
Forward Loss



Antenna, Puck

ERF4047

Impedance



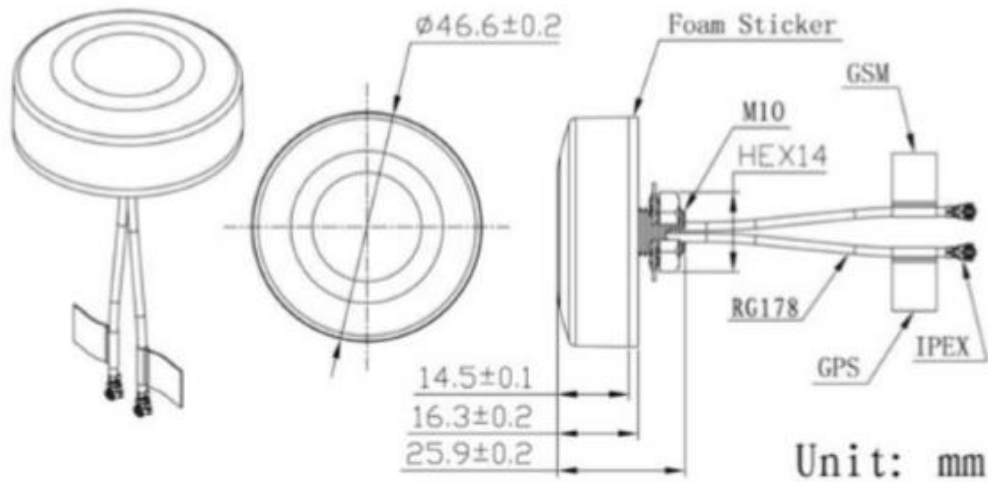
Antenna, Puck

ERF4047

Dimensions

*image only for reference, de antenna uses SMA-M connectors

Drawings



Connector



SMA Male



SMA Female



RP-SMA Male



RP-SMA Female

The ERF4047 uses 2 x SMA-Male connector.

Ordering information

Ordering can be done via www.summit-electronics.com or via info@summit-electronics.com. Please contact us for more information. Customisation of the product is available on request.

Technical support

For all product questions please contact us via info@summit-electronics.com

Document revision

Rev	Date	changes
V01.00	06-04-2023	First issue of document